

ARTIFEM

Architectural Materials & Systems

SLAT PANELS



Artiem Slat Panels combine three-dimensional timber expression with acoustic functionality, delivering a refined architectural surface ideal for contemporary interior environments. Designed for commercial, hospitality, education, healthcare, retail and high-end residential applications, these panels introduce rhythm, texture and spatial depth while maintaining consistent material quality and performance.

Each system features a series of precision-engineered timber slats mounted over an acoustic backing, creating controlled spacing that enhances sound absorption while preserving a clean, linear architectural geometry. The result is a visually striking panel that performs acoustically without compromising on design intent.

Available in a wide range of timbers, finishes, colours, slat dimensions and spacing configurations, Artiem Slat Panels provide exceptional flexibility for designers seeking a balance of natural materiality, contemporary detailing and specification reliability. Manufactured to strict quality standards, the panels ensure stable installation, long-term durability and seamless integration into wall and ceiling systems.

Engineered for depth. Designed for rhythm. Built for architecture.





MELAMINE

Artiem Melamine surfaces provide a reliable, design-consistent solution for interior applications that require durability, ease of maintenance and cost efficiency. Available in the Laminex Fireguard Decor Range or in decorative melamine from an approved manufacturer, each panel offers a uniform aesthetic with stable colour and texture across large installations.

A range of edge detailing options allows for seamless integration into joinery and wall systems. Panels can be finished with matching ABS edging for a refined, cohesive look, or supplied with a raw edge for custom fabrication and on-site processing.

Engineered for performance and versatility, Artiem Melamine is ideal for commercial, educational, hospitality and residential environments where both practicality and visual harmony are essential.

PLYWOOD

Artiem Plywood panels offer a warm, natural aesthetic combined with the strength and stability required for contemporary interior applications. Finished with a clear polyurethane coating—available in high or low sheen— with a low-VOC water-based finish, each panel highlights the unique grain and character of the timber while ensuring long-term durability and easy maintenance.

A range of custom stains is available to suit specific design palettes or to match adjacent materials within the project. Edge detailing can be completed with matching timber edge tape for a seamless architectural finish, or supplied with a clear sealed for fabrication flexibility and design-driven expression.


Engineered for consistency and visual refinement, Artiem Plywood is ideal for commercial, hospitality, education and premium residential environments where natural texture, warmth and performance come together to elevate interior spaces.

NATURAL TIMBER VENEER

Artiem Natural Timber Veneer panels showcase the authentic warmth and character of real timber, offering a refined architectural finish with superior visual consistency. Each panel is available with a clear polyurethane coating—offered in high or low sheen—or a low-VOC water-based finish that enhances the natural grain while maintaining durability and environmental performance.

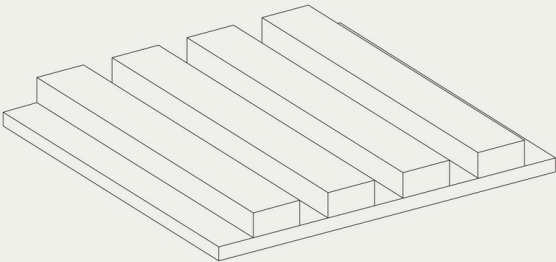

A selection of custom stains allows the veneer to be tailored to specific design palettes, ensuring seamless integration across interior elements and project requirements. Edge detailing can be completed with matching timber edge tape for a clean, cohesive appearance, or supplied with a clear sealed for bespoke fabrication and design flexibility.

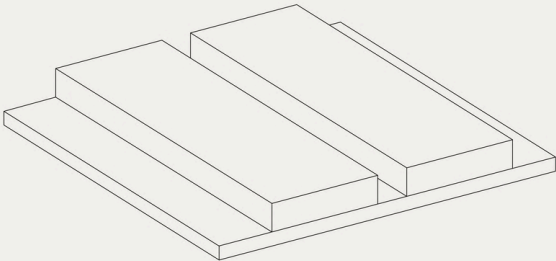

Crafted for projects that demand natural materiality and premium craftsmanship, Artiem Natural Timber Veneer brings warmth, depth and sophistication to commercial, hospitality, education and high-end residential interiors.



PROFILES

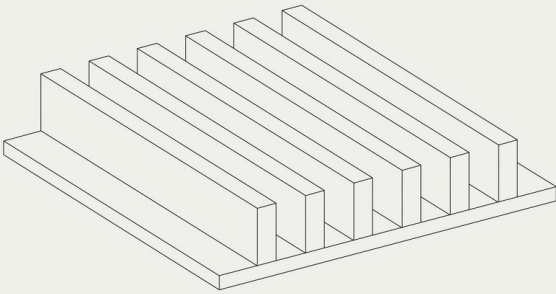

Slat Options

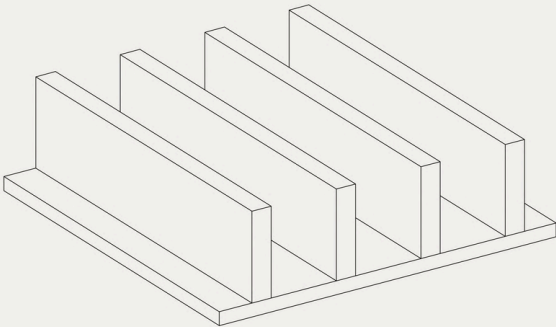

	
<p>SLA-H-42-18-24.6 HORIZONTAL</p>	<p>DIMENSIONS: 42X18 MM SPACING 24.6 MM</p>

	
<p>SLA-H-95-18-25 HORIZONTAL</p>	<p>DIMENSIONS: 95X18 MM SPACING 25 MM</p>

PROFILES

Slat Options

	
<p>SLA-V-18-42-24.8 VERTICAL</p>	<p>DIMENSIONS: 18X42 MM SPACING 24.8 MM</p>

	
<p>SLA-V-18-70-57 VERTICAL</p>	<p>DIMENSIONS: 18X70 MM SPACING 57 MM</p>

SUBSTRATES



9, 12, 18 MM

GREY CORE FR MDF



12, 16, 18 MM

BLACK CORE MDF
(STD, MR, FR)

SUBSTRATES



9, 12, 16, 18 MM

PLYWOOD

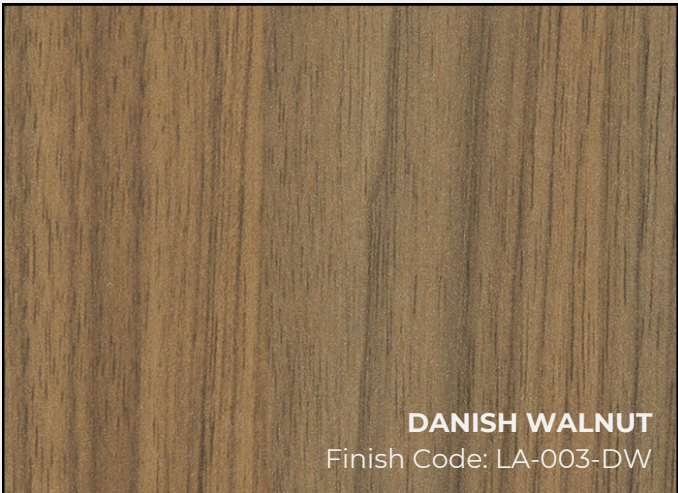


9, 12, 16, 18 MM

NATURAL CORE MDF
(STD, MR, FR)

FINISHES


LAMINEX LPM



Colours are representative and may vary from samples and actual product.
See our finishes guide for the full range of colour options.

FINISHES

NATURAL TIMBER VENEERS



Colours are representative and may vary from samples and actual product.
See our finishes guide for the full range of colour options.

FINISHES

SOLID COLOUR (PAINTED)



Colours are representative and may vary from samples and actual product.
See our finishes guide for the full range of colour options.

FINISHES

STAINED VENEERS



Colours are representative and may vary from samples and actual product.
See our finishes guide for the full range of colour options.

@ARTIEM
artiem.com.au
info@artiem.com.au

Where materials meet performance.

ARTIEM

POWERED BY RTM